



WWW.SMITTYBILT.COM

Installation Instructions
XRC Flare
87-06 Jeep Wrangler

NOTE: Carefully read entire instructions thoroughly before attempting to assemble and/or install this product.

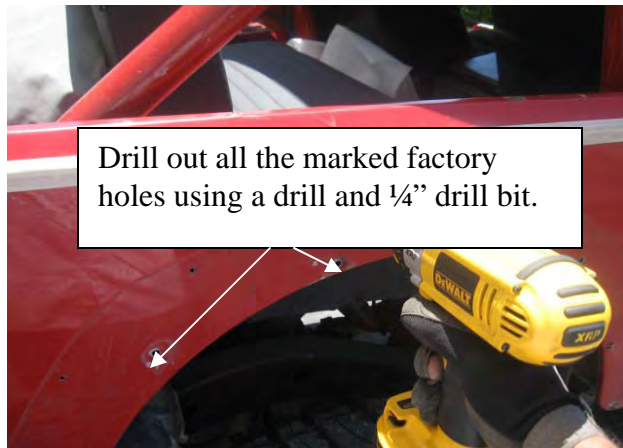
Parts Included	Qty
Driver Side Flare	1
Passenger Side Flare	1
Allen Head Bolt	12
Flat Washer	24
Lock Washer	12




STEP 1: Remove the factory flares from vehicle.

STEP 2: Position flare on body tub. Line up the holes in the flare with the existing holes in the body tub. Using a scribe or marker make a small mark on the holes that will be used. Set flare to the side.

STEP 3: Drill out the marked holes using a drill with a 1/4" bit. (12-TJ, 10-YJ's) Fig A



(Fig A)



(Fig B)

STEP 4: Insert bolts through flare and jeep body and hand tighten with lock nuts. Fig B (You may need to pull inner fender liner down to gain access to the back of the bolts to install the nuts) Fig C

For Technical Support/Warranty Information please call 310-762-9944

Smittybilt, 400 West Artesia Blvd, Compton, CA 90220




WWW.SMITYBILT.COM

Installation Instructions
XRC Flare
87-06 Jeep Wrangler

NOTE: If the hole in the flare lines up with a hole in the body that has a nut insert you can either use the factory hardware for this hole or remove the nut insert and use included hardware.

STEP 5: Align flare so it's parallel with the body of the vehicle and then proceed to tighten all hardware completely. (Fig C) Depending on your application, you may have extra hardware left over.



Align top of flare with parallel with the body top before tightening.

You will need to pull inner fender liner down in order to gain access to the back of the installed bolts

Step 6: Installation is complete, repeat same steps for opposite side.

CARE AND MAINTENANCE

To protect your investment it is recommended to regularly wash and wax this part. Do not use any type of cleaners that contain abrasives that may damage the finish of your part.

LIMITED WARRANTY

Smittybilt (The Company) warrants to the original purchaser of this product that should the product or any part thereof, under normal use and conditions, be proven defective in material or workmanship within 5 years from the original date of purchase, such defect(s) will be repaired or replaced (At the Company's option) without charge for parts or labor.

To obtain repair or replacement within the terms of the warranty, the product is to be delivered with proof of warranty coverage (e.g. dated bill of sale, receipt), specification of defect, freight pre-paid with Returns Good Authorization Number from Smittybilt to place of purchase. Items returned to Smittybilt without a Returns Authorization Number will be refused and returned to sender at the sender's expense.

This warranty does not apply to any product or part thereof which, in the opinion of the Company, has suffered or been damaged through altercation, improper installation, mishandling, misuse, neglect accident or acts of nature. **THE EXTENT OF THE COMPANY'S LIABILITY UNDER THIS WARRANTY IS LIMITED TO THE REPAIR OR REPLACEMENT PROVIDED ABOVE AND, IN NO EVENT, SHALL THE COMPANY'S LIABILITY EXCEED THE PURCHASE PRICE PAID BY THE PURCHASER FOR THIS PRODUCT.**

This warranty is in lieu of all expressed warranties and liabilities. ANY IMPLIED WARRANTIES, INCLUDING ANY IMPLIED WARRANTY OF MERCHANTABILITY SHALL BE LIMITED TO THE DURATION OF THIS WRITTEN WARRANTY. ANY ACTION FOR BREACH OF ANY WARRANTY HEREUNDER INCLUDING ANY IMPLIED WARRANTY OF MERCHANTABILITY MUST BE BROUGHT WITHIN A PERIOD OF 90 DAYS FROM DATE OF ORIGINAL PURCHASE. IN NO CASE SHALL THE COMPANY BE LIABLE FOR ANY CONSEQUENTIAL OR INCIDENTAL DAMAGES FOR BREACH OF THIS OR ANY OTHER WARRANTY, EXPRESSED OR IMPLIED, WHATSOEVER. No person or representative is authorized to assume for the company any liability other than expressed herein in connection with the sale of this product. Some states do not allow limitations on how long an implied warranty lasts or the exclusion or limitation of incidental or consequential damage, therefore above limitations may not apply to you. This warranty gives the purchaser specific legal rights. The purchaser may have additional rights, which vary from state to state.

For Technical Support/Warranty Information please call 310-762-9944

Smittybilt, 400 West Artesia Blvd, Compton, CA 90220



WWW.SMITTYBILT.COM

Installation Instructions
XRC Flare
87-06 Jeep Wrangler

For Technical Support/Warranty Information please call 310-762-9944

Smittybilt, 400 West Artesia Blvd, Compton, CA 90220



WWW.SMITTYBILT.COM

Installation Instructions
XRC Flare
87-06 Jeep Wrangler

For Technical Support/Warranty Information please call 310-762-9944

Smittybilt, 400 West Artesia Blvd, Compton, CA 90220



WWW.SMITTYBILT.COM

Installation Instructions
XRC Flare
87-06 Jeep Wrangler

For Technical Support/Warranty Information please call 310-762-9944

Smittybilt, 400 West Artesia Blvd, Compton, CA 90220